

3rd Annual
BAYFIELD 3000
@ DOVER RANCH SPEEDWAY
Scrapbox Racer Classic

MONDAY SEPTEMBER 1, 2008



RACE MANUAL



WWW.DOVERRANCH.COM
PHONE 970-247-9700 x19
EMAIL: BAYFIELD3000@DOVERRANCH.COM



TABLE OF CONTENTS

Introduction	2
Divisions	2
Registration	3
Helpful Hints	3
Building/Car Specs and Regulations	3
“Unlimited” Rules and Regulations	4
Racing Rules	5
Mandatory Car Dimensions	7
Car Limitations	8
Inspections	9
Volunteers	10
Course Map	11
Sponsor List	12

INTRODUCTION

Here it is, the event of the year!! The 3rd Annual Bayfield 3000 Soapbox Racer Classic, hosted by the Dove Ranch HOA. The event will be for children as young as 8 as well as an “unlimited” category for adults. Come join us as we take a step back in time for an ole’ fashion, rip-roarin’ race down Dove Ranch Speedway!

For those of you who are creative, there is the opportunity to design your own car or you may buy a kit. You may order the kits and the wheels through Lewis True Value Mercantile in Bayfield. The material and design of your car is only limited by your imagination. If building your own car is not your thing, there are cars already built you may purchase off the Internet. We have listed all types of helpful information later in this manual as well as on our website at www.doveranch.com. Also on the website, you will find information regarding Sponsorships, Costs, Rules, Important Dates and a whole pile of other neat stuff. Volunteers are always needed and welcome on the committee, both before and during the race. If you have questions, please do not hesitate to contact us.

DIVISIONS

Be advised that the weight of the car and driver together must not exceed the listed weight limits for each division.

GIRLS AND BOYS

Stock	Ages 8-10	Car & driver weight limit – 175 lbs
Super Stock	Ages 11-13	Car & driver weight limit – 200 lbs
Masters	Ages 14-17	Car & driver weight limit – 300 lbs
Unlimited	Ages 18 and up	Car & driver weight limit – 500 lbs



REGISTRATION

Registration is on a first come basis and space is limited so register early to secure your car number. You may call 247-9700, ext 19 and request a registration form or download the form from our website at www.doveranch.com. Please note that there are three forms that must be completed for the registration process. They are: 1) Registration Form, 2) Photo Release Form and 3) Waiver Form. You will not receive your car number until all three forms have been signed and received by the Derby office.

Registration alone does not guarantee you a race down the hill. **READ and follow the rules and regulations; for everyone's safety, car and driver together must pass a technical inspection. If you do not wear a helmet or sign the waiver form, you will not be allowed to race.** Boys and Girls age eight and up on race day are eligible. Upon registration you will receive an official confirmation which will include your race number and other essential information. To help defray cost of the car, you may obtain a sponsor. If you do obtain a sponsor, please notify the Derby Committee so we may post their logo on our website. You will be required to display several decals on your car of event sponsors. These will be sent to you no later than two weeks before the race.

HELPFUL HINTS

It is important that you get started early on your racer. If you are going to design and build your own car, plan to spend at least fifty hours on the project, including design, searching for parts and materials, building, and testing. Low cost starter kits are available through Lewis True Value Mercantile, which include the basic materials needed to start building your car. The kits take approximately 20 hours to assemble. Cost of the kit and wheels is approximately \$350. Remember you can obtain a sponsor to help defray this cost. All the information you need to build your racer is in the official 'Builders Manual' located on the website or can be obtained by calling 247-9700, ext 19.

BUILDING SPECS AND REGULATIONS

- 1) Gravity is the only form of motive power allowed.
- 2) Z-Glas wheels are recommended but not required. If you find another wheel you would like to use, it must be cleared through the Committee.
- 3) Mandatory Car Dimensions must be followed. See the '**MANDATORY CAR DIMENSIONS**' section for specifics.
- 4) Cars must run on four wheels - two front and two rear. All four wheels must touch the ground at all times when racing.
- 5) Feet must be foremost when driver is in racing position. No head-first position will be



allowed unless you are in the unlimited division.

- 6) **A properly fitting helmet must be worn.** Bicycle, motorcycle, football, or hockey helmets are acceptable. Full-face protection is preferred.
- 7) Drivers must wear shoes and eye protection during competition.
- 8) Brakes must be capable of stopping the car in a short straight line, with no damage to the road surface.
- 9) Steering must incorporate a steering wheel of some sort (circular, or similar design). Steering wheel must not have any protrusions such as with a T-bar style that could pose a hazard in a collision. If cable is used, it must be of the "marine/aircraft" type. Clothesline cable is NOT acceptable.
- 10) Axles must be 5/8" solid or threaded rod or equivalent.
- 11) The weight of the car including driver must not exceed the listed limits.
- 12) All major components must be attached with through bolts, not screws. See the '**COMPONENT DETAILS**' section for the list of major components.
- 13) Turnbuckles must be safety wired or otherwise secured to prevent them from vibrating loose.
- 14) If more than one driver, additional weights may be necessary. Each driver must comply with the weight for their class. The car and driver will have to be weighed and any additional or removed bolts inspected.
- 15) Each car must display its assigned number clearly on both sides of the car body. The numbers must be a minimum of 12" high.
- 16) No car shall display advertising or sponsorship not authorized by the committee.
- 17) No body part should extend outside of the car.
- 18) All vehicles must have a 2" U-bolt on the front of the car for towing purposes.
- 19) All **CARS** and **DRIVERS for divisions under 18** must pass the official safety inspection. You will be notified of the inspection dates.

"UNLIMITED" DIVISION RULES AND REGULATIONS

- 1) Gravity is the only form of motive power allowed.
- 2) A helmet must be worn as well as eye protection.
- 3) You must be able to stop your vehicle within 30'.
- 4) All vehicles must have a 2" U-bolt on the front of the car for towing purposes.
- 5) You must abide by the Mandatory Car Dimensions and weight limits.

RACING RULES AND REGULATIONS

Race Marshaling:

- 1) You will be notified of your race time and "tow times" upon check-in. There will be two calls for drivers and their cars. If you are not at the designated "tow zone" at your designated time, you will be eliminated from that heat.



- 2) Each car is given one race in each of the two lanes. Each car is timed separately.
- 3) If time permits, a third race may be run in lanes assigned at random by the Race Marshall. Each car's three fastest times will be averaged to determine the car's final standing.
- 4) If time allows, additional races may be run, however, the times of these will not be used in determining the final race times.
- 5) A demo class may be run between heats. This may feature skateboards, etc.

Multiple Drivers:

- 1) Where a car has more than one driver, the following rules apply:
 - a. The car will be registered in each category according to the driver's age, but will keep the same number
 - b. The various drivers will take turns driving according to their age division, with the youngest being **first**.
 - c. Weigh-in will be according to the division of each driver. You may remove or add weights if the car is to be used in a different division, but the car will again have to be inspected to determine if the weight change is safe and the car will again be weighed with the driver to determine the correct weight for that particular division.
 - d. Participation trophies/awards will be presented to each qualifying driver.

Re-Races:

Re-races will be considered for the following reasons

- 1) Interference from spectators, obstacles or other cars entering your lane etc.
- 2) Malfunction of timer system
- 3) A false start as deemed by the starting officials
- 4) An emergency stoppage of the race

Re-races will **not** be considered for the following reasons

- 1) Mechanical breakdown of the car
- 2) Inadvertent or intentional braking (not due to interference)
- 3) Car leaving own lane (not caused by interference)
- 4) Car striking cones, hay bales or other barricades along the race route (not caused by interference)
- 5) Weather conditions
- 6) General track conditions (manhole covers, surface conditions etc.)

In all cases, re-races will be determined by consensus of the committee and may be denied for such reasons as time restrictions etc. In such cases, the committee may opt to use the average of other races to replace the denied re-race time.

False Starts And Emergencies:

- 1) Starting officials will determine if a false start has occurred.
- 2) RACE OFFICIALS and/or SPOTTERS will determine emergencies along the racetrack.



In both cases, all drivers will likely be instructed to stop immediately. RACE OFFICIALS and/or SPOTTERS will give the command '**BRAKE**' repeatedly and will gesture with **BOTH HANDS PALMS DOWN**. At this command, all drivers must stop their cars immediately. Re-races will be determined as necessary.

Braking At Finish Line:

- 1) Brakes must be applied as soon as possible after the car has crossed the finish line.
- 2) Cars must stop in a **STRAIGHT LINE** without fishtailing or spinning.
- 3) Hay bales or other barricades are **NOT** to be deliberately hit.
- 4) If braking is deemed by finish line officials to be inadequate or unsafe, the car will not be allowed to race until all appropriate adjustments to car or driver have been made.

Repairs And Maintenance:

Repairs necessary due to damage during the race must be made in order to make the car operable and safe. The marshaling system allows for postponing heats while repairs are performed. Enhancements to the car over and above necessary repairs are NOT permitted. Wheel bearings may be lubricated, if desired, only between heats.

Track Information:

The track is actually Dove Ranch Rd, a paved road running through the Dove Ranch Subdivision, and will run basically between Cactus Dr and Mountain View (the unlimited category will be longer). All derby cars will be loaded onto a "starting ramp" with approximately a 12 degree incline to provide an equal start. There are a few slight curves in the road, so you will need to be prepared to negotiate those turns.



Important Dates:

There will be at least one mandatory driver meeting before the race. You will be notified of the date and time. You will also be notified of the dates and time available for inspection of your completed car. Please do not hesitate to contact us should you have further questions.

Helpful Websites:

www.Waycoolkits.com

www.soapboxracing.com

www.AASBD.org (kits can be ordered from here as well). Please note that the Bayfield 3000 is NOT affiliated with the All American Soapbox Derby.

Questions And Concerns:

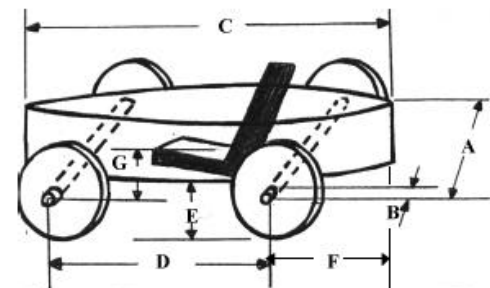
All questions and concerns regarding the race will be dealt with through the Race Marshall. Please contact officials at the registration booth and they will contact the Marshall.

Decisions regarding controversial matters will be made by a minimum of three members of the Official Race Committee. The Official Race Committee may elect to reserve final decisions until after race day.

UNDER NO CIRCUMSTANCES are the timing officials, operating the timing system at the top and bottom of the hill, to be approached by drivers or drivers' representatives to discuss results.

MANDATORY CAR DIMENSIONS

- A. Axle length (front & rear)
Minimum **33"** Maximum **36"**
- B. Protrusion of axle beyond wheel hub
Maximum **1"**
- C. Length overall
Maximum **84"**
- D. Wheelbase (front to back axle measurement)
Minimum **40"**
- E. Ground clearance
Minimum **3"**
- F. Body overhang (front and rear)
Maximum **12"**





G. Seat or seat pad height (above the center of the axles) Maximum 5"

Care must be taken to keep the center of gravity as low as possible.

All cars must meet the mandatory official dimensions or they will not be allowed to race.

CAR LIMITATIONS

No propelling devices will be permitted including mechanical, electrical, magnetic or pneumatic or any other device designed to store and release energy. The driver must remain still at all times, except for steering and braking maneuvers.

No lunging or other motions intended to assist in propelling the car will be allowed. The driver must be able to easily enter/exit the car. No liquids can be used for ballast. All ballast must be fixed to the chassis with bolts. No weight transfer mechanisms will be allowed. No electronic devices will be permitted in the car.

DRIVER PROFICIENCY

- 1) Driver can operate brakes satisfactorily.
- 2) Driver can operate steering satisfactorily.
- 3) Driver understands the structure of the race regarding:
 - a. When to brake
 - b. How to brake safely
 - c. Staying in own lane
 - d. False start procedures

INSPECTIONS

All cars must pass a formal inspection **with their drivers** prior to race Day. You will be provided with the place, dates and times for the inspections. Two inspection dates are usually held and you are encouraged to attend the first inspection even if your car is far from being completed. This will allow you to identify potential problems before you complete your car. When changes are indicated, the car must be re-inspected to assure total compliance. The Safety Inspection Committee is the only body permitted to pass on non-compliance issues and their decision is final. All mechanical components of the car will be inspected for structural, design and safety adequacy. Driver(s) must pass final inspection **prior to race day**. The driver(s) will be checked for driving and braking ability, adequate protective wear and overall car/driver weight.

Only after the car and driver pass all of the above requirements will it be allowed on the race hill. Reasonable efforts will be made by the committee to have your car qualify; but as you know safety is the utmost priority!



DERBY DAY

The big day has arrived. Your racer is ready and tested, and the paint job is almost dry. Remember to bring your tools, spare parts, helmet, goggles, nuts and bolts, extra cotter pins, oil etc. Packing these the night before may be wise. Some form of platform for the car is very useful for doing minor repairs and wheel lubrication. A milk crate or collapsible workbench such as a 'Black & Decker Workmate' will do fine. There will be a professional photographer on hand to take your picture, but for those candid shots, **don't forget the camera!**

Proceed to the check-in table where you will receive your instruction package. Please read this information carefully. With your **passed inspection** sticker proudly displayed, the day will start by dropping your car off in the pit area (or tow area). Take time to familiarize yourself with the MARSHALING BOARD. This is where your car # will be posted with information on who you will race with and when you will run in each lane. **If time allows**, you may be able to test your car down the hill one hour before the racing begins so get to the race early. The RACE MARSHAL will answer any questions you may have.

TROPHIES

Participation Awards: Every car/entrant will receive a participation award.

Specialty Awards: Various awards will be presented for specific criteria that may include, Engineering, Paint Job, Original Design, Sportsmanship, etc. Decisions will be weighted with respect to the driver's involvement and knowledge of the building process and workings of their cars. More information on awards will be available with your Confirmation package.



VOLUNTEERS

WE CAN'T DO IT WITHOUT YOU!!

Volunteers are needed for the following positions:

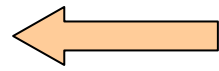
- a. Set-up and tear down crew
- b. Safety inspectors
- c. Scale operators
- d. Race and track judges
- e. Timers
- f. Announcer
- g. Person for registration table
- h. Car handlers – for bottom of the hill and transportation to starting point for next heat
- i. Score keeper
- j. Pit boss



START



FINISH



SAND TRAP

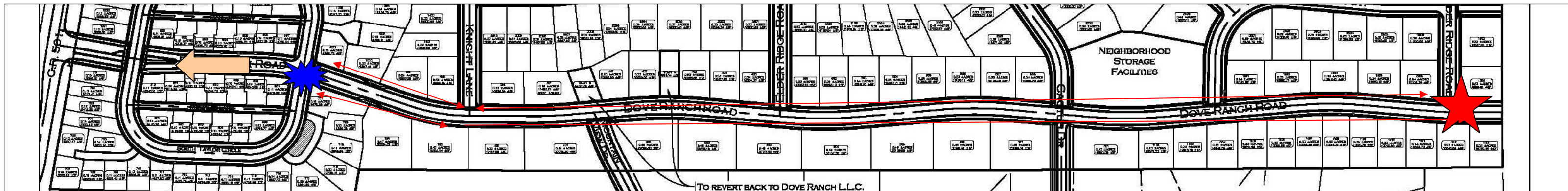


HAYBALES

BAYFIELD 3000 RACE TRACK



Haybales will be placed at each intersection as well as Race Marshalls stationed along both sides of the road within site of each other to direct when cars will be allowed on the track as well as crossing by pedestrians.



Thank you to our current list of sponsors and contributors:

SilverStation
AutoCrafters
CarQuest
Durango Glass
Fun Center
Jones Insurance Agency

